







































Building Control PIs August - 2010-11

Report Type: PIs Report

Generated on: 20 September 2010

PI Status		Long Term Trends		Short Term Trends	
	Alert		Improving		Improving
	Warning		No Change		No Change
	OK		Getting Worse		Getting Worse
	Unknown				
	Data Only				

PI Code	Short Name	2009/10	Q1 2010/11	July 2010	August 2010	Current Target	Long Term Trend Arrow	Short Term Trend Arrow	Traffic Light Icon	Note
		Value	Value	Value	Value					
BC 1	Check full plan applications within 14 days (Bldg Control)	97%	95%	88%	73%	90%				
BC 2	% of Building Notices accepted in 2 working days (was LPI 47)	97%	97%	91%	100%	93%				
BC 3	% Full Plans approved within statutory time period 2 months - Building Control (was LPI 46)	99.2%	99.2%	100.0%	98.0%	100.0%				
BC 4	Full Plans applications approved first time.	93%	95%	97%	85%	90%				
BC 6	Completion Certifications issued within 5 days of notified satisfactory inspection	86%	80%	94%	84%	80%				
BC 7	An average of 7 inspections undertaken per development.	8.4	Not measured for Quarters	Not measured for Months		7.0				
BC 8	Dangerous structures inspected within 2 hours.	85%	Not measured for Quarters	Not measured for Months		82%				

PI Code	Short Name	2009/10	Q1 2010/11	July 2010	August 2010	Current Target	Long Term Trend Arrow	Short Term Trend Arrow	Traffic Light Icon	Note
		Value	Value	Value	Value					
BC 9	Response Rate to complaints in accordance with the Partnership's Complaints Procedure	100%	100%	100%	100%	95%				
BC 10	Fire Authority Satisfaction	100%	100%	Not measured for Months		80%				
BC 13	No. of hours CPD Training by professional staff every year (Annual Target 35hrs)	36.50hrs	9.00hrs	Not measured for Months			